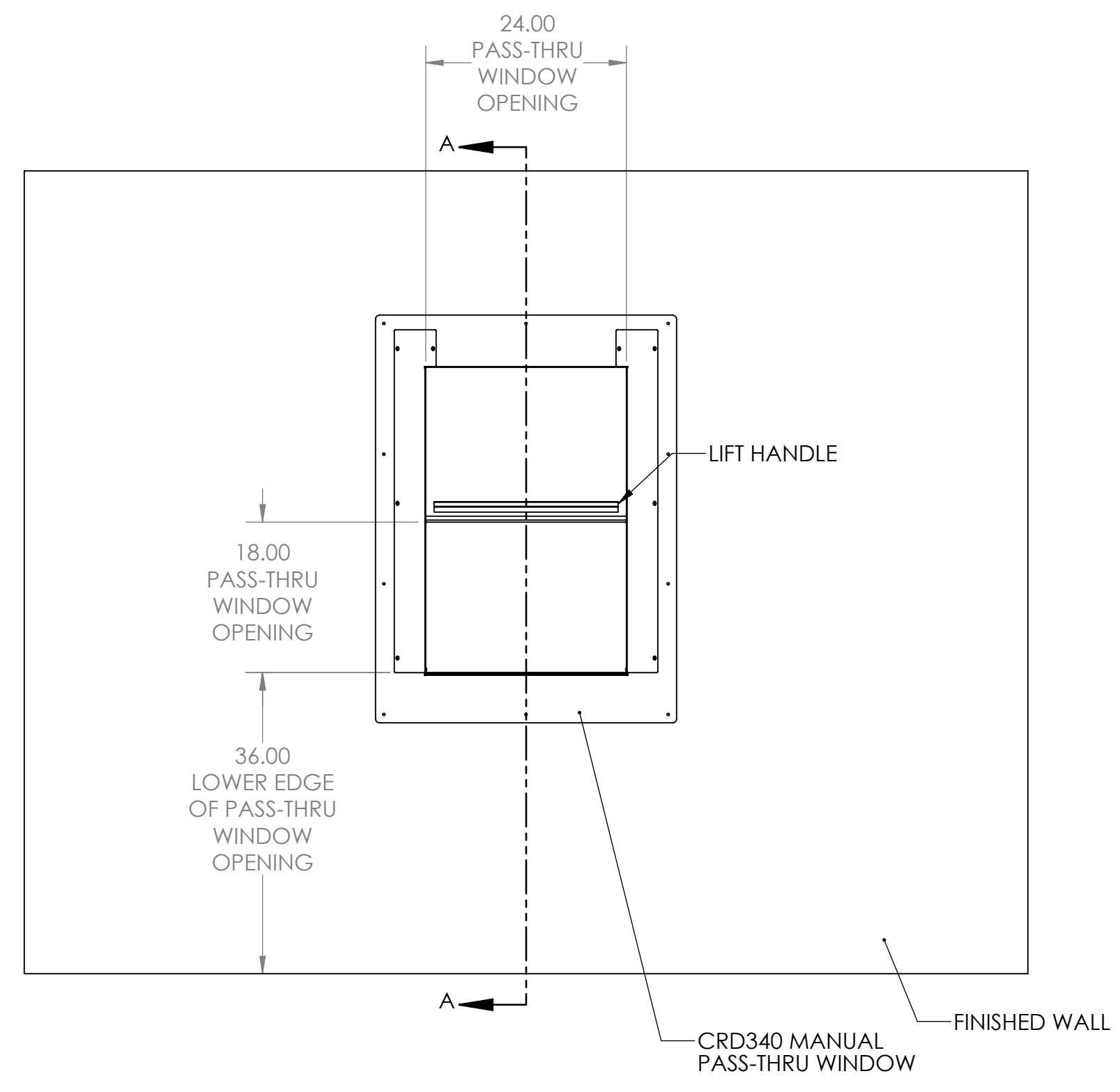
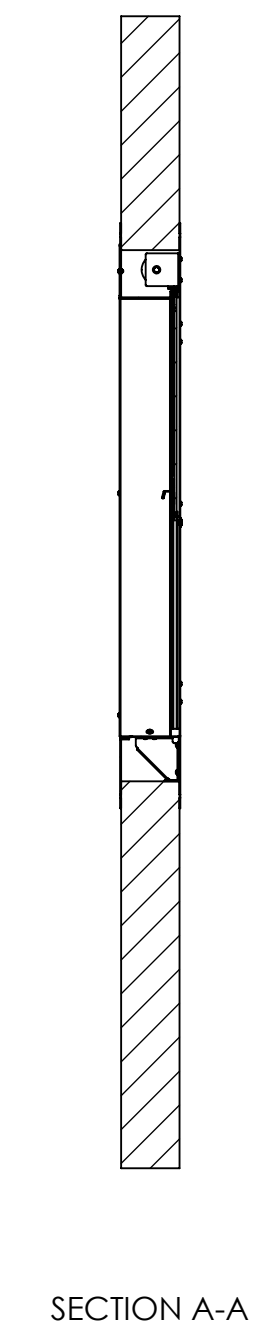


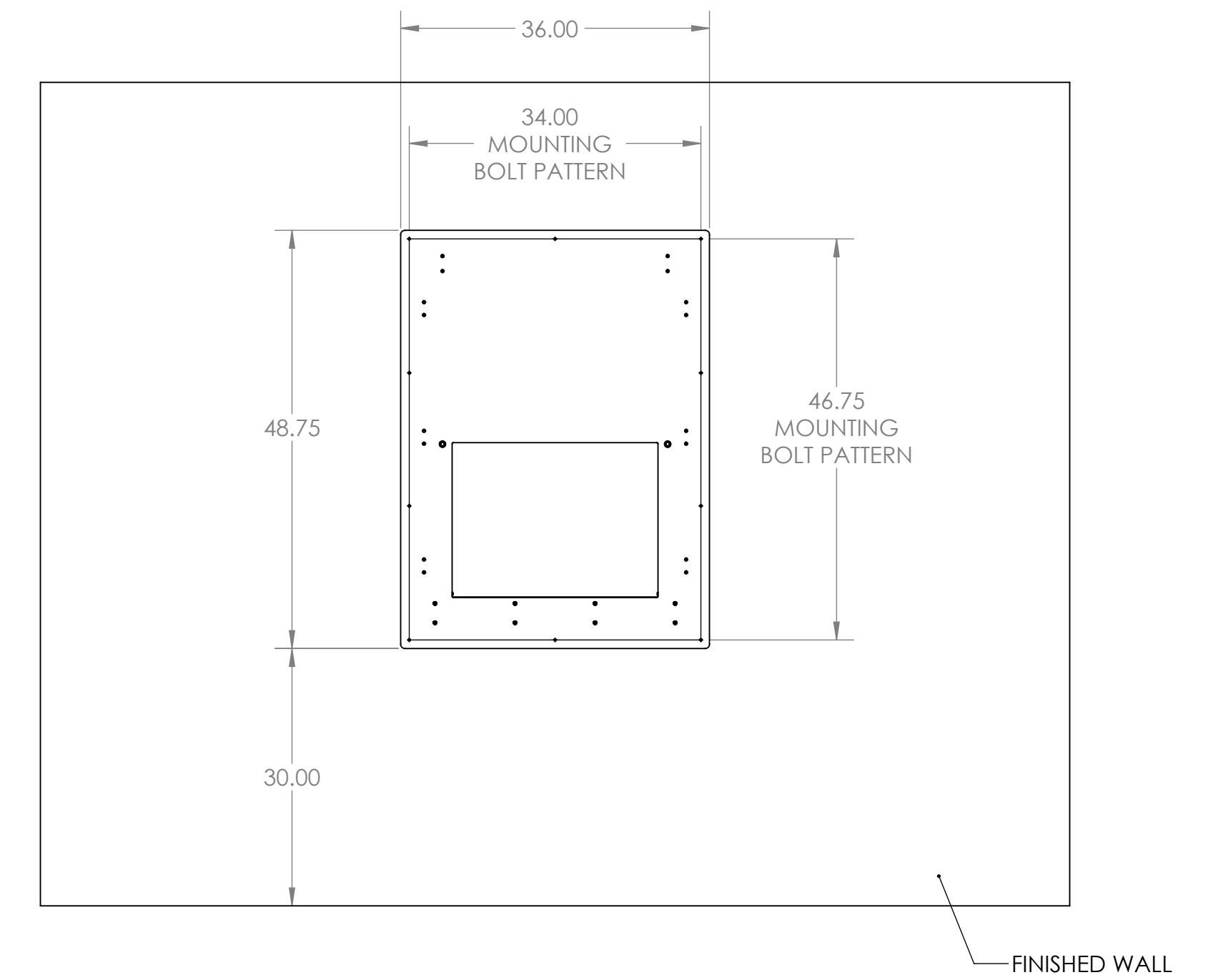
REVISIONS				
ZONE	REV.	DESCRIPTION	DATE	APPROVED
	A	INITIAL RELEASE	10/22/15	MSC



PACKAGING ROOM SIDE



SECTION A-A



CLEAN ROOM SIDE

- NOTES:
- LOCATING BRACKET ON THE CRD340 MANUAL PASS-THRU WINDOW SITS DIRECTLY ON THE LEDGE OF THE WALL OPENING, CENTER UNIT SIDE-TO-SIDE WITHIN THE WALL OPENING
 - ATTACH WINDOW TO WALL USING 20X #14 TRUSS HEAD SHEET METAL SCREWS, #3 PHILLIPS DRIVE, 18-8 SS, .216" DIA X 1.5" LONG, McMASTER-CARR P/N 93406A318

PROPRIETARY AND CONFIDENTIAL
 THE INFORMATION CONTAINED IN THIS DRAWING IS THE SOLE PROPERTY OF CLEAN ROOM DEVICES, LLC. ANY REPRODUCTION IN PART OR AS A WHOLE WITHOUT THE WRITTEN PERMISSION OF CLEAN ROOM DEVICES, LLC IS PROHIBITED.

UNLESS OTHERWISE SPECIFIED:		NAME	DATE
DIMENSIONS ARE IN INCHES		DRAWN	MSC 10/22/15
TOLERANCES:		CHECKED	
FRACTIONAL ±1/16		ENG APPR.	
ANGULAR: MACHINED ±0.5°		MFG APPR.	
BEND ±2°		Q.A.	
TWO PLACE DECIMAL ±.01		COMMENTS:	
THREE PLACE DECIMAL ±.005			
INTERPRET GEOMETRIC TOLERANCING PER: ANSI Y14.5			
MATERIAL			
SEE NOTES			
FINISH			
SEE NOTES			
NEXT ASSY	USED ON		
APPLICATION	DO NOT SCALE DRAWING		

CLEAN ROOM DEVICES, LLC

TITLE:
**INSTALLATION,
CRD340**

SIZE	DWG. NO.	REV
C	340-019	A

SCALE: 1:16 WEIGHT: SHEET 1 OF 1