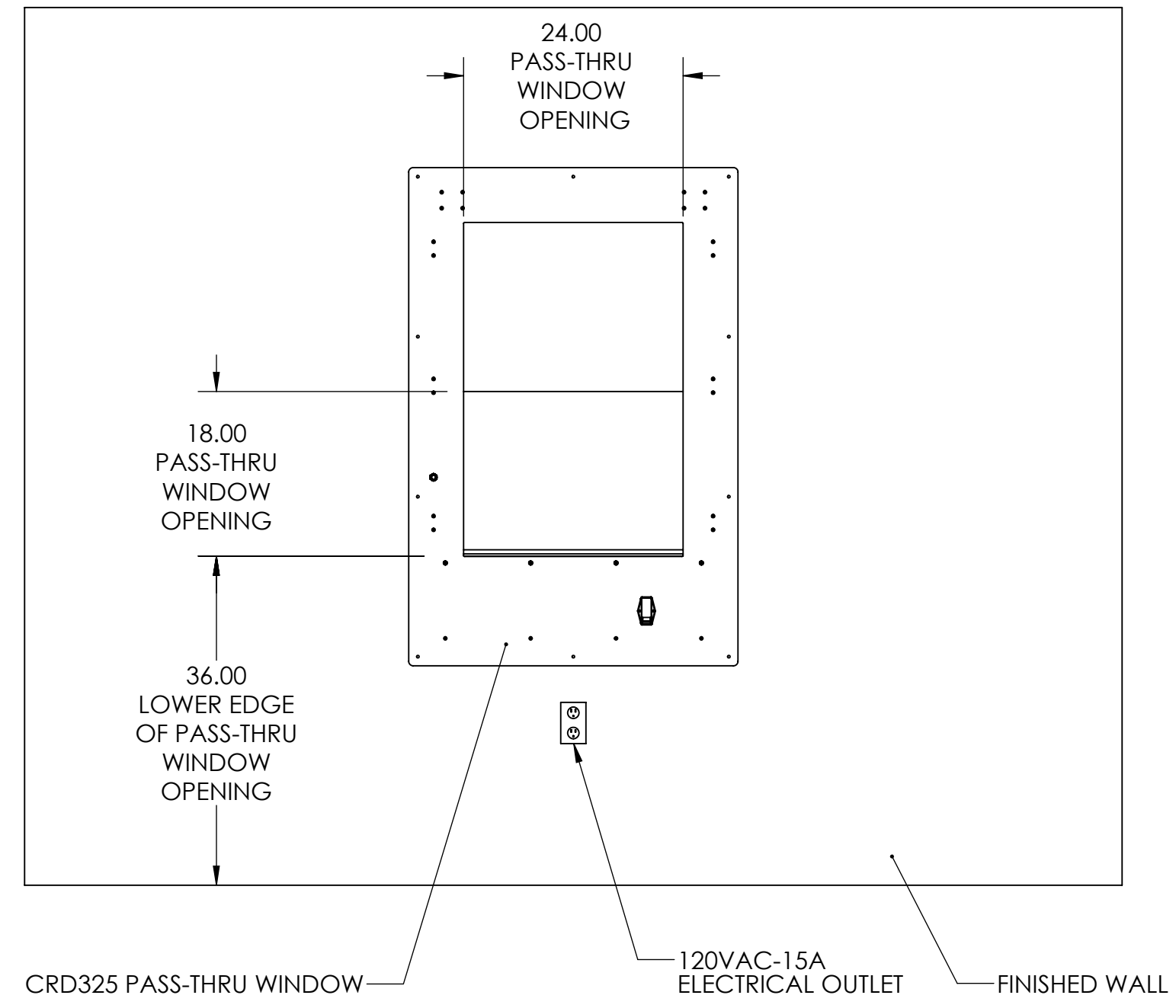
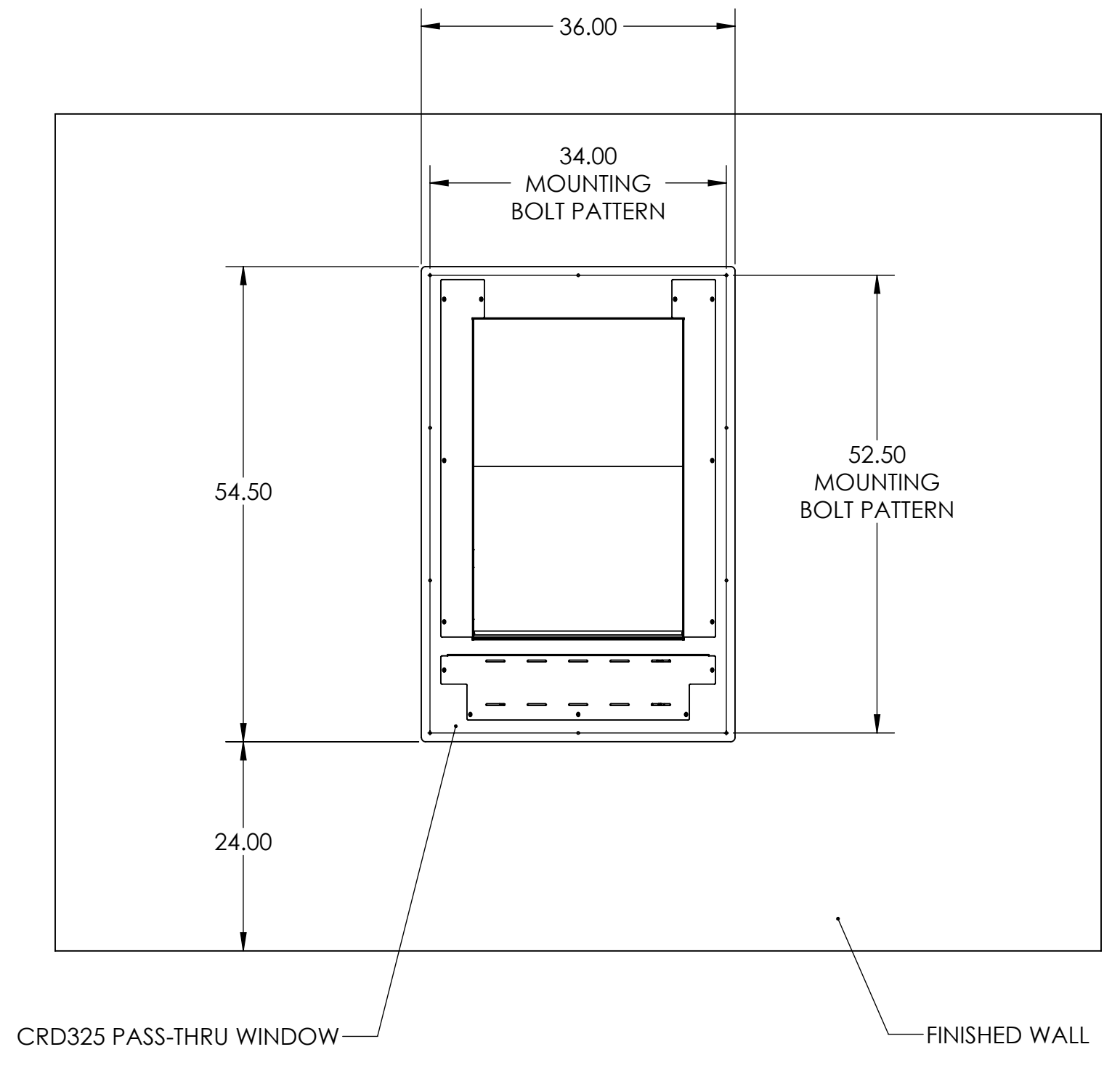
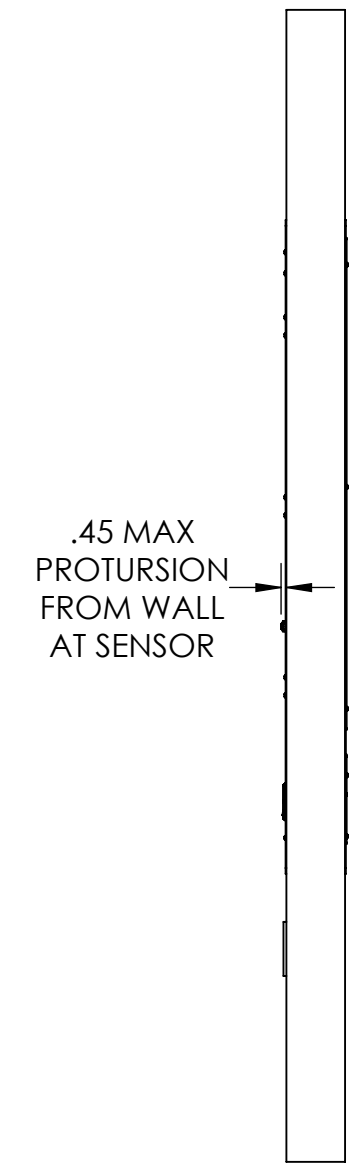


REVISIONS				
ZONE	REV.	DESCRIPTION	DATE	APPROVED
	A	INITIAL RELEASE	11/26/13	MSC
	B	SHIFTED ELECTRICAL OUTLET DOWN 2"	1/19/14	MSC
	C	SHIFTED ELECTRICAL OUTLET TO CLEAN ROOM SIDE	2/5/14	MSC
	D	ADJUSTED OPENING LOWER EDGE ELEVATION TO 36.0"	4/8/14	MSC
	E	INCREASED NUMBER OF SCREWS TO 20X IN NOTE 2	4/10/14	MSC
	F	ADDED SIDE VIEW, CHANGED TITLE	4/16/15	MSC



CLEAN ROOM SIDE



PACKAGING ROOM SIDE

- NOTES:
- LOCATING BRACKET ON THE CRD325 PASS-THRU WINDOW SITS DIRECTLY ON THE LEDGE OF THE WALL OPENING, CENTER UNIT SIDE-TO-SIDE WITHIN THE WALL OPENING
 - ATTACH CRD325 PASS-THRU WINDOW TO WALL USING 20X #14 TRUSS HEAD SHEET METAL SCREWS, #3 PHILLIPS DRIVE, 18-8 SS, .216" DIA X 1.5" LONG, McMASTER-CARR P/N 93406A318
 - POWER FOR UNIT SHOULD BE 120VAC-15AMP CIRCUIT, 6-FOOT POWER CORD IS SUPPLIED

PROPRIETARY AND CONFIDENTIAL
 THE INFORMATION CONTAINED IN THIS DRAWING IS THE SOLE PROPERTY OF CLEAN ROOM DEVICES, LLC. ANY REPRODUCTION IN PART OR AS A WHOLE WITHOUT THE WRITTEN PERMISSION OF CLEAN ROOM DEVICES, LLC IS PROHIBITED.

UNLESS OTHERWISE SPECIFIED:		NAME	DATE
DIMENSIONS ARE IN INCHES		DRAWN	MSC
TOLERANCES:		CHECKED	11/26/13
FRACTIONAL ±1/16		ENG APPR.	
ANGULAR: MACHINED ±0.5°		MFG APPR.	
BEND ±2°		Q.A.	
TWO PLACE DECIMAL ±.01		COMMENTS:	
THREE PLACE DECIMAL ±.005			
INTERPRET GEOMETRIC TOLERANCING PER: ANSI Y14.5			
MATERIAL			
SEE NOTES			
NEXT ASSY	USED ON		
	SEE NOTES		
APPLICATION			
DO NOT SCALE DRAWING			

CLEAN ROOM DEVICES, LLC

TITLE: **INSTALLATION, CRD325**

SIZE	DWG. NO.	REV
C	325-003	F

SCALE: 1:16 WEIGHT: SHEET 1 OF 1