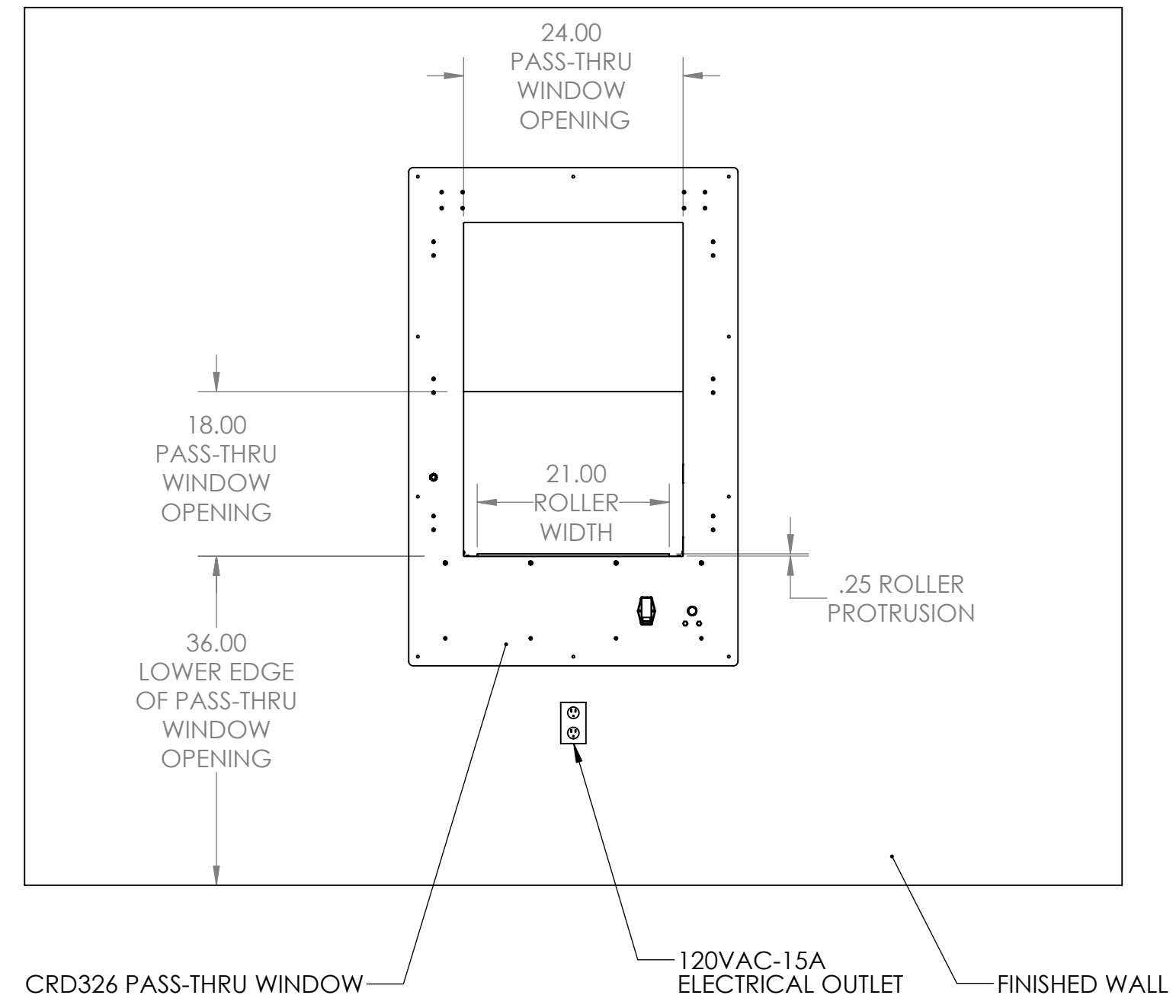
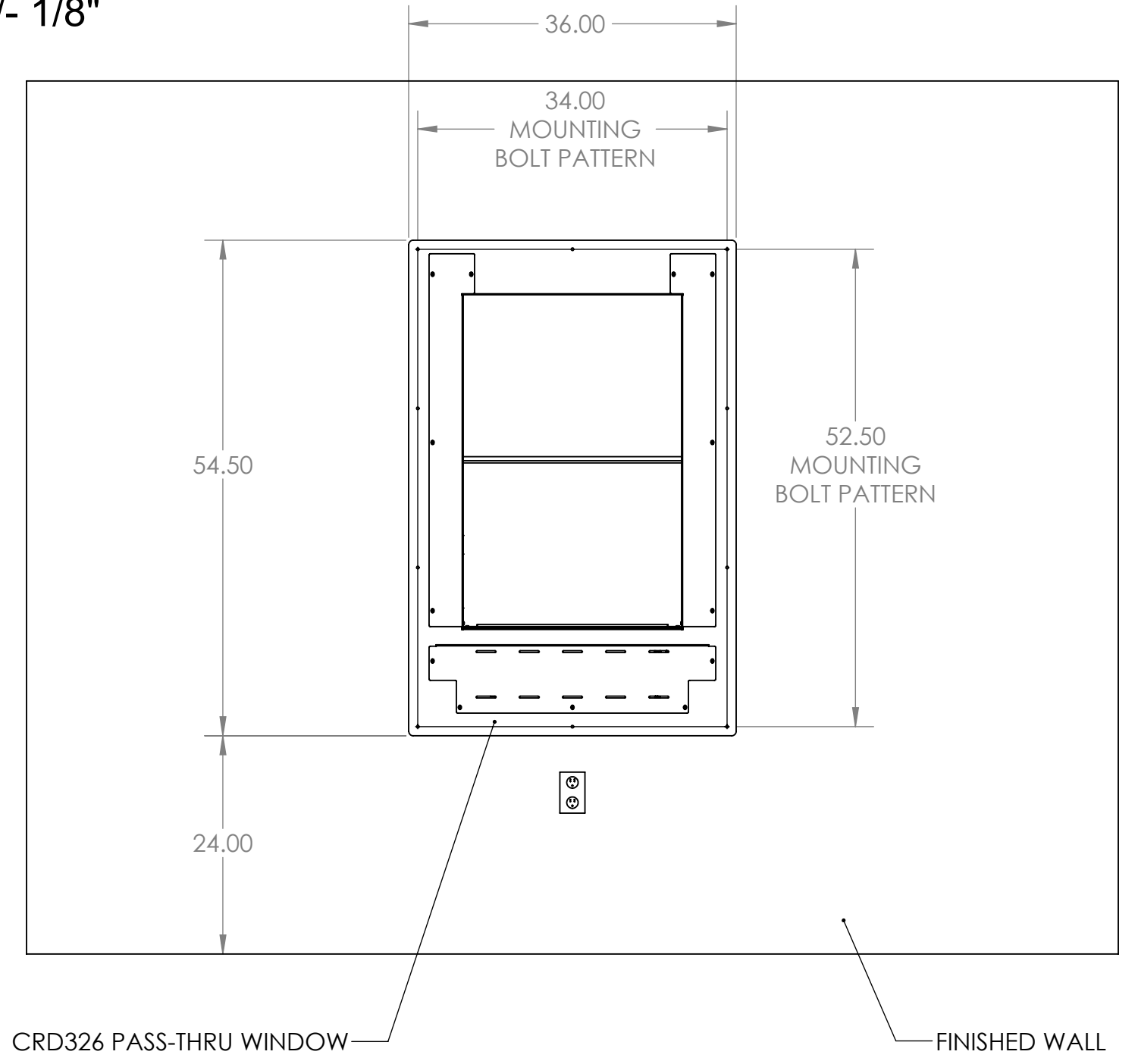
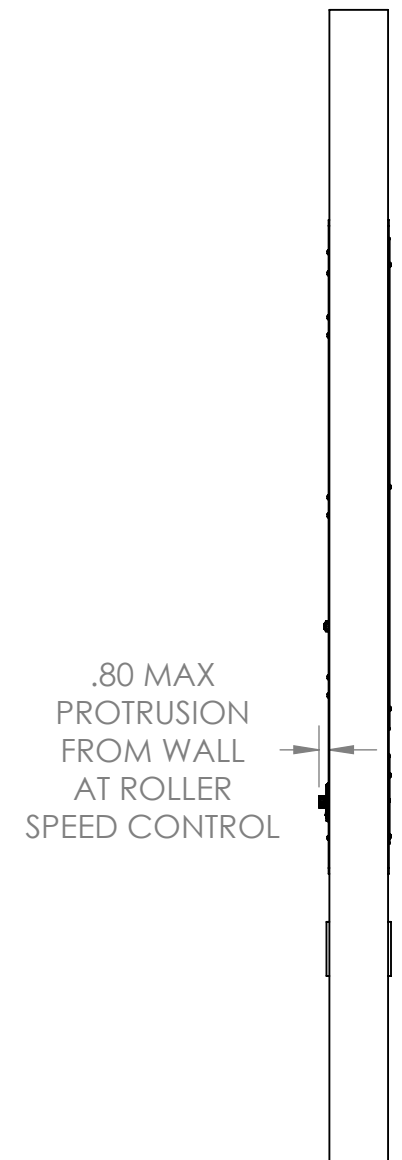


REVISIONS				
ZONE	REV.	DESCRIPTION	DATE	APPROVED
	A	INITIAL RELEASE	5/7/16	MSC

Wall thickness must be 4 7/8" +/- 1/8"



CLEAN ROOM SIDE



PACKAGING ROOM SIDE

- NOTES:
- LOCATING BRACKET ON THE CRD326 PASS-THRU WINDOW SITS DIRECTLY ON THE LEDGE OF THE WALL OPENING, CENTER UNIT SIDE-TO-SIDE WITHIN THE WALL OPENING
  - ATTACH CRD326 PASS-THRU WINDOW TO WALL USING 20X #14 TRUSS HEAD SHEET METAL SCREWS, #3 PHILLIPS DRIVE, 18-8 SS, .216" DIA X 1.5" LONG, McMASTER-CARR P/N 93406A318
  - POWER FOR UNIT SHOULD BE 120VAC-15AMP CIRCUIT, 6-FOOT POWER CORD IS SUPPLIED

**PROPRIETARY AND CONFIDENTIAL**  
 THE INFORMATION CONTAINED IN THIS DRAWING IS THE SOLE PROPERTY OF CLEAN ROOM DEVICES, LLC. ANY REPRODUCTION IN PART OR AS A WHOLE WITHOUT THE WRITTEN PERMISSION OF CLEAN ROOM DEVICES, LLC IS PROHIBITED.

UNLESS OTHERWISE SPECIFIED:		NAME	DATE	CLEAN ROOM DEVICES, LLC	
DIMENSIONS ARE IN INCHES		DRAWN	MSC		5/7/16
TOLERANCES:		CHECKED			
FRACTIONAL ±1/16		ENG APPR.			
ANGULAR: MACHINED ±0.5°		MFG APPR.			
BEND ±2°		Q.A.			
TWO PLACE DECIMAL ±.01		COMMENTS:			
THREE PLACE DECIMAL ±.005					
INTERPRET GEOMETRIC TOLERANCING PER: ANSI Y14.5					
MATERIAL					
SEE NOTES					
NEXT ASSY	USED ON				
SEE NOTES					
APPLICATION					
DO NOT SCALE DRAWING					

TITLE:	INSTALLATION, CRD326		
SIZE	DWG. NO.	REV	
C	326-002	A	
SCALE: 1:16 WEIGHT:		SHEET 1 OF 1	