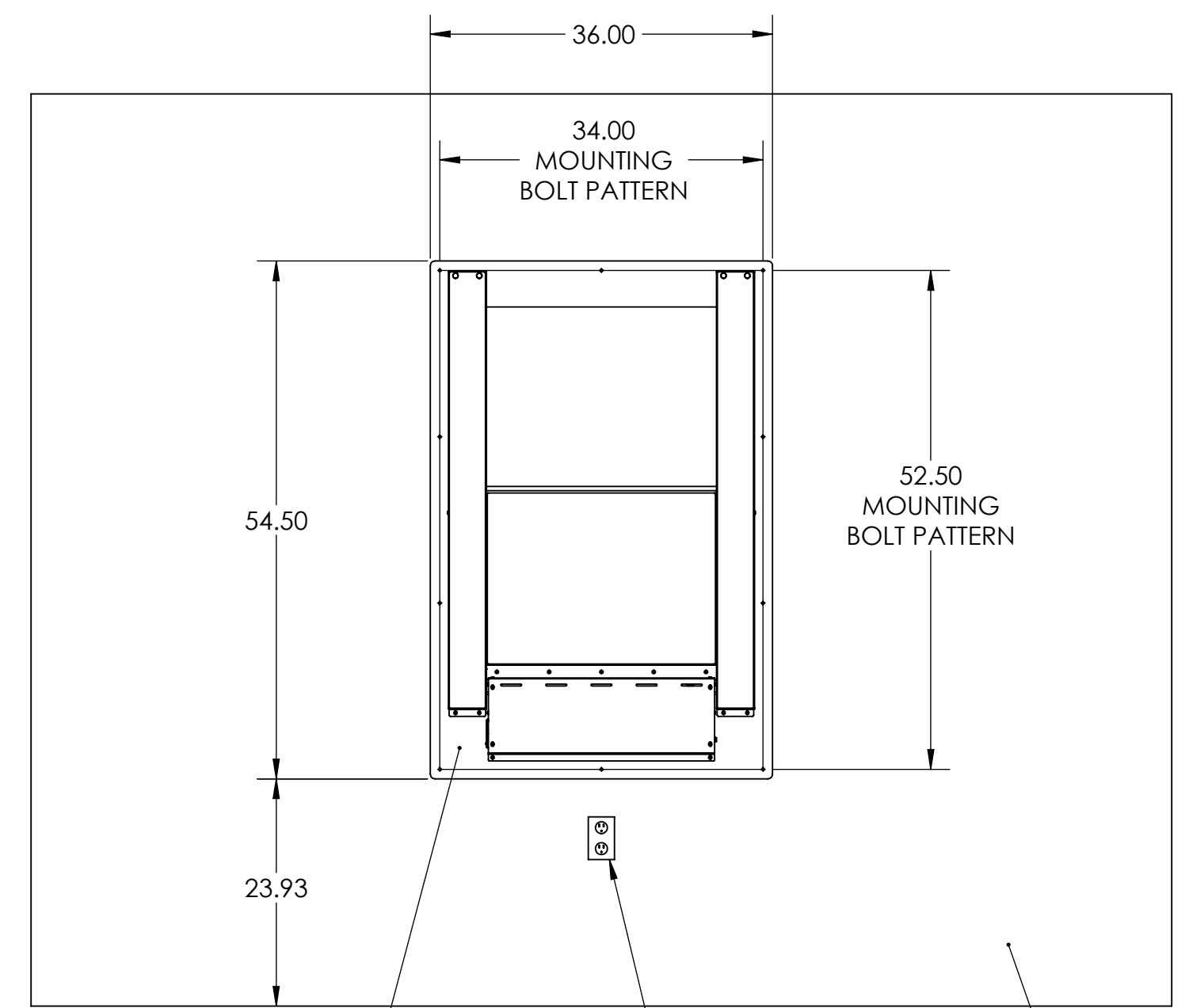
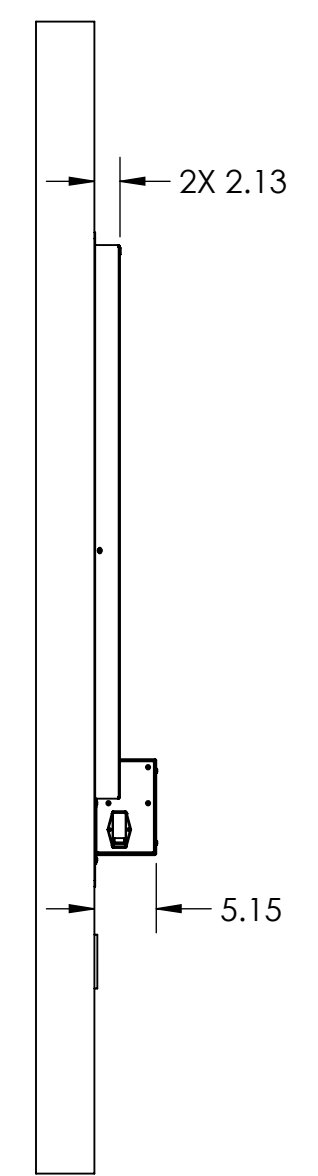
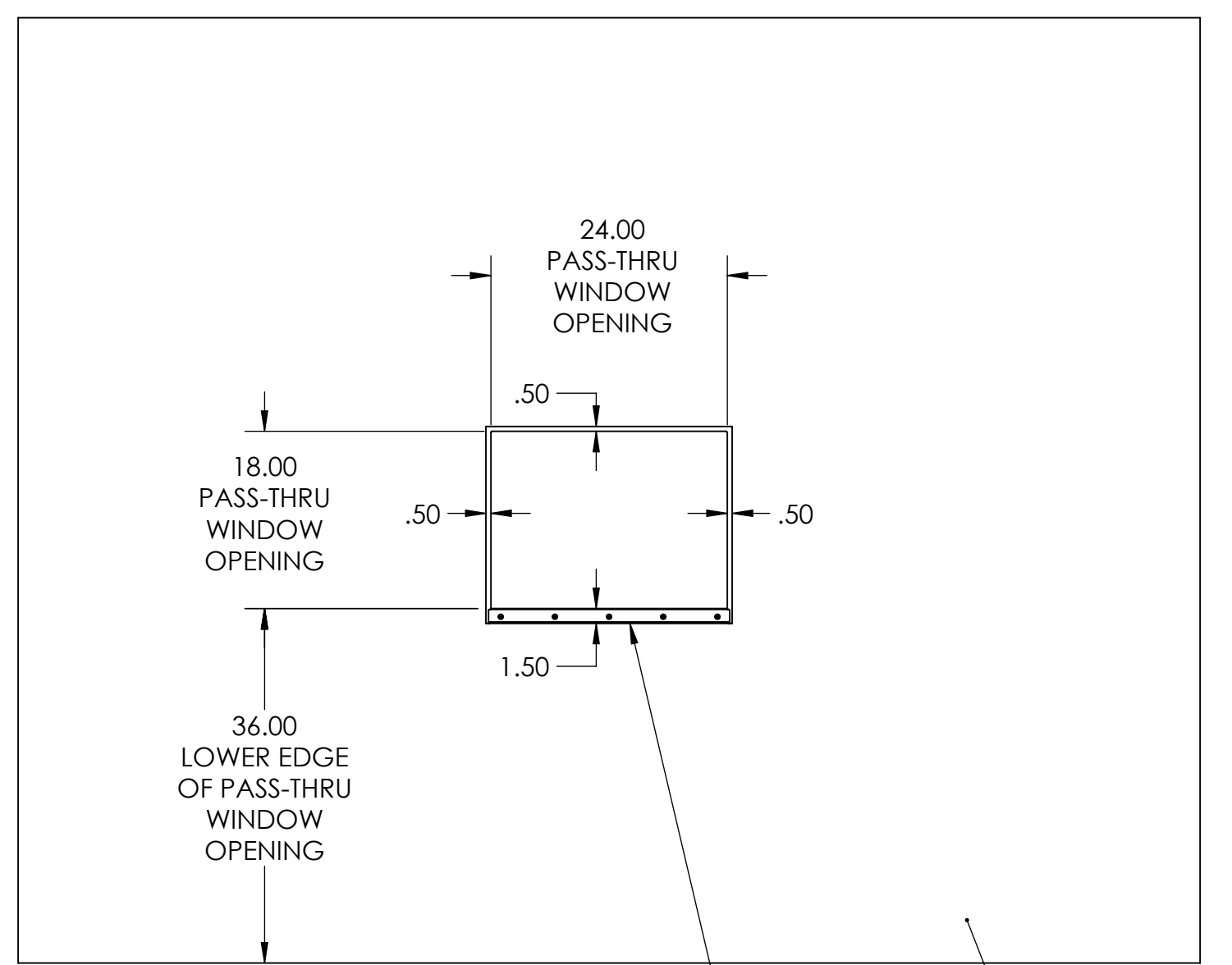


REVISIONS				
ZONE	REV.	DESCRIPTION	DATE	APPROVED
	A	INITIAL RELEASE	10/24/13	MSC
	B	UPDATED VIEWS WITH REV B WINDOW ASSY	11/11/13	MSC
	C	CHANGED PTW NAME FROM CRD310 TO CRD320	11/26/13	MSC
	D	SHIFTED ELECTRICAL OUTLET DOWN 2", UPDATED PTW ASSEMBLY	1/19/14	MSC
	E	ADJUSTED OPENING LOWER EDGE ELEVATION TO 36"	4/11/14	MSC
	F	ADDED SIDE VIEW	4/17/15	MSC



CLEAN ROOM SIDE

PACKAGING ROOM SIDE

- NOTES:
- LOCATING BRACKET OF THE CRD320 PASS-THRU WINDOW SITS DIRECTLY ON THE WINDOW OPENING LEDGE, CENTER UNIT WITHIN THE WINDOW OPENING
 - ATTACH CRD320 PASS-THRU WINDOW TO WALL USING 10X #14 TRUSS HEAD SHEET METAL SCREWS, #3 PHILLIPS DRIVE, 18-8 SS, .216" DIA X 1.5" LONG, McMASTER-CARR P/N 93406A318
 - POWER FOR UNIT SHOULD BE 120VAC-15AMP CIRCUIT, 6-FOOT POWER CORD IS SUPPLIED

PROPRIETARY AND CONFIDENTIAL
 THE INFORMATION CONTAINED IN THIS DRAWING IS THE SOLE PROPERTY OF CLEAN ROOM DEVICES, LLC. ANY REPRODUCTION IN PART OR AS A WHOLE WITHOUT THE WRITTEN PERMISSION OF CLEAN ROOM DEVICES, LLC IS PROHIBITED.

UNLESS OTHERWISE SPECIFIED:		NAME	DATE
DIMENSIONS ARE IN INCHES		DRAWN	MSC
TOLERANCES:		CHECKED	10/24/13
FRACTIONAL ±1/16		ENG APPR.	
ANGULAR: MACHINED ±0.5°		MFG APPR.	
BEND ±2°		Q.A.	
TWO PLACE DECIMAL ±.01		COMMENTS:	
THREE PLACE DECIMAL ±.005			
INTERPRET GEOMETRIC TOLERANCING PER: ANSI Y14.5			
MATERIAL			
SEE NOTES			
NEXT ASSY	USED ON		
	SEE NOTES		
APPLICATION	DO NOT SCALE DRAWING		

CLEAN ROOM DEVICES, LLC

TITLE:
**INSTALLATION,
 CRD320**

SIZE	DWG. NO.	REV
C	320-018	F

SCALE: 1:16 WEIGHT: SHEET 1 OF 1